

EDA Consortium reports 11 % industry revenue growth in second quarter 2007

Source EDA Consortium, Market Statistics Service Press Release

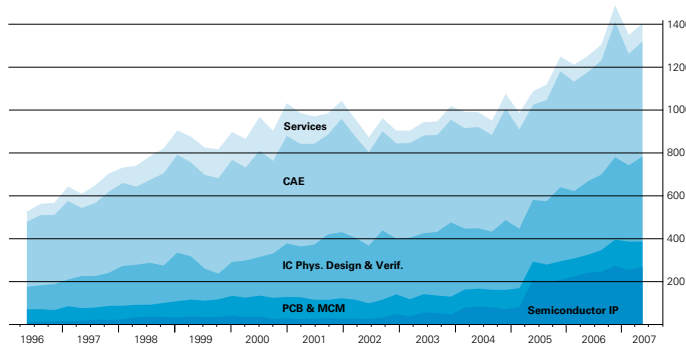


Chart 5.01: EDA and SIP Revenue, Q1 1996 to Q2 2007 [in Million US-\$]

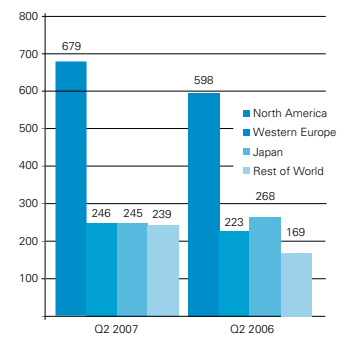


Chart 5.02: Total EDA & SIP Revenue by Geographic Region [in Million US-\$]

The EDA Consortium's Market Statistics Service (MSS) today announced that the electronic design automation (EDA) industry revenue for Q2 of 2007 grew 11.4% to \$ 1,408.8 million, versus \$ 1,264.8 million in Q2 2006. The four quarter moving average growth rate (fq-mavgr), which compares the most recent four quarters to the same four quarters in the prior year, was 14.6%.

"The EDA industry continues to see steady growth, maintaining the momentum that began this time last year," said Aart de Geus, chairman of the EDA Consortium and chairman and CEO of Synopsys, Inc. "North America, Europe and rest of world all saw sequential growth in Q2 2007."

Employment Data

Companies that were tracked employed 26,164 professionals in Q2 2007, up 7.4% from the 24,362 employed in Q2 2006.

Revenue by Product Category

"The industry grew at a healthy clip again this quarter; this is particularly true for EDA in which two of the three revenue categories enjoyed double-digit growth which is above the industry average." said Robert Gardner, executive director, EDA Consortium.

EDA's largest category, Computer-Aided Engineering (CAE), generated revenue of \$ 538.9 million in Q2 2007, 12.8% more than the same period in 2006. The four quarter moving average CAE growth rate was 11.8%.

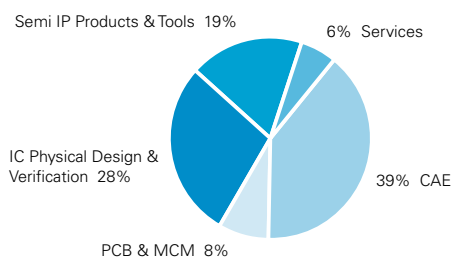


Chart 5.03: Distribution of the total EDA & SIP Revenue by Product Category

IC Physical Design & Verification revenue increased 15.8% to \$ 397.2 million in Q2 2007, compared to the same quarter in 2006. The fq-mavgr was 14.9% for IC Physical Design & Verification.

Semiconductor Intellectual Property (SIP) revenue totaled \$ 269.2 million in Q2 2007, a 7.1% increase over Q2 2006. The fq-mavgr for SIP was 18.1%. Services revenue was \$ 84.8 million in Q2 2007, up 11.1% from Q2 2006. The fq-mavgr was 9.5% for Services.

Printed Circuit Board and Multi-Chip Module (PCB & MCM) revenue increased 1.9% over Q2 2006 to \$ 118.7 million. The fq-mavgr for PCB & MCM was high at 22.3%.

Revenue by Consuming Region

North America EDA's largest region, purchased \$ 679.2 million of EDA products and services in Q2 2007, a

Newsletter edacentrum Probeauszug

Bestellen Sie sich den kompletten Artikel über newsletter@edacentrum.de

edacentrum, Hannover, Dezember 2007

Contact:

EDA Consortium,
111 West Saint John Street,
Suite 220, San Jose,
California 95113, USA
fon: ++1 4 08-2 87 - 33 22.
fax: ++1 4 08-2 83 - 52 83
www.edac.org