

EDA Consortium Reports 7.2 % Industry Revenue Growth in Q3 2007

Source EDA Consortium, Market Statistics Service Press Release

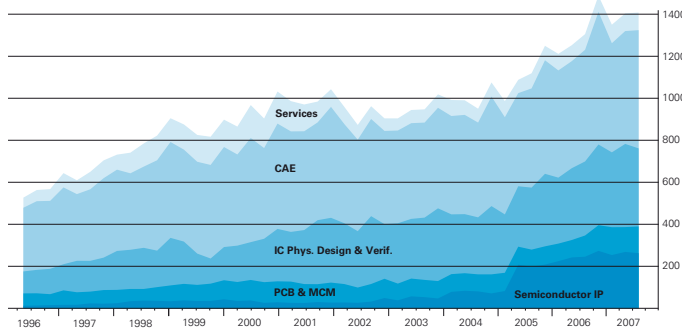


Chart 5.01: EDA and SIP Revenue, Q1 1996 to Q3 2007 [in Million US-\$]

The EDA Consortium Market Statistics Service (MSS) today announced that the electronic design automation (EDA) industry revenue for Q3 2007 grew 7.2 percent to \$1,412.1 million, versus \$1,317.2 million in Q3 2006. The four-quarter average growth rate, which compares the most recent four quarters to the same four quarters in the prior year, was 12.3 percent.

Companies that were tracked employed 27,254 professionals in Q3 2007, up 8.1 percent from the 25,214 employed in Q3 2006.

“The industry shows solid growth again this quarter, especially in Computer Aided Engineering. Although positively impacted by broader participation in terms of reporting companies, the four-quarter moving average reveals double-digit growth in the top product segments,” said Aart de Geus, chairman of the EDA Consortium and chairman and CEO of Synopsys, Inc.

Revenue by Product Category

EDA's largest category, Computer Aided Engineering (CAE), generated revenue of \$564.6 million in Q3 2007, representing a 13.4 percent increase over the same period in 2006. The four quarter moving average CAE growth rate was 12.3 percent. For IC Physical Design & Verification, the next largest category, revenue increased to \$372.8 million in Q3 2007, a 5.4 percent increase compared to Q3 2006. The four quarter moving average growth rate was 11.4 percent for IC Physical Design & Verification.

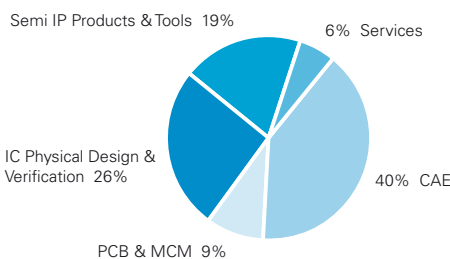


Chart 5.03: Distribution of the total EDA & SIP Revenue by Product Category

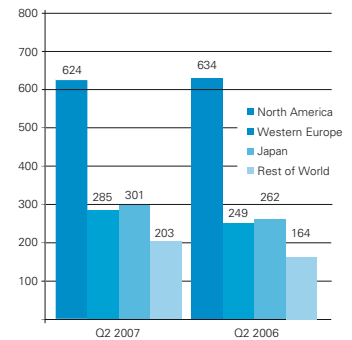


Chart 5.02: Total EDA & SIP Revenue by Geographic Region [in Million US-\$]

Semiconductor Intellectual Property (SIP) revenue totaled \$263.2 million in Q3 2007, a 3.5 percent increase over Q3 2006. The four quarter moving average growth rate for SIP was 13.2 percent.

Services revenue was \$83.8 million in Q3 2007, up 11.9 percent from Q3 2006. The four quarter moving average growth rate was 11.6 percent for services. Printed Circuit Board and Multi-Chip Module (PCB & MCM) revenue decreased 6.4 percent over Q3 2006 to \$127.7 million. However, the four quarter moving average growth rate for PCB & MCM was 13.3 percent.

Revenue by Consuming Region

North America, EDA's largest region, purchased \$624.2 million of EDA products and services in Q3 2007. Although this represents a 1.9 percent decrease compared to Q3 2006, the four quarter moving average growth rate was 14.2 percent for North America.

Newsletter edacentrum Probeauszug
Bestellen Sie sich den kompletten Artikel
über newsletter@edacentrum.de

edacentrum, Hannover, März 2008

Cont@ct:

EDA Consortium,
111 West Saint John Street,
Suite 220, San Jose,
California 95113, USA
fon: +1 4 08-2 87 – 33 22.
fax: +1 4 08-2 83 – 52 83
www.edac.org