

## EDA Consortium reports 10% industry revenue growth in first quarter 2007

Source EDA Consortium, Market Statistics Service Press Release

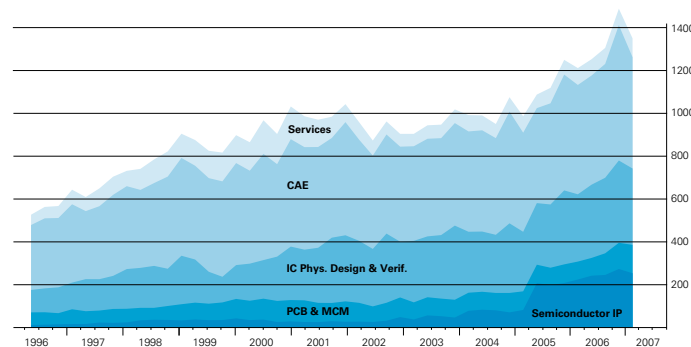


Chart 5.01: EDA and SIP Revenue, Q1 1996 to Q1 2007 (in Million US-\$)

The EDA Consortium's Market Statistics Service (MSS) today announced that the electronic design automation (EDA) industry revenue for Q1 of 2007 grew 10 % to \$ 1,345 million, versus \$ 1,223 million in Q1 2006. The four quarter average growth rate, which compares the most recent four quarters to the same four quarters in the prior year, was 15 %. This increase reflects both the continuing growth of the industry as a whole and the growth of the MSS program.

"The same forces that we previously cited as drivers for EDA's continued growth apply to this quarter's figures," said Aart de Geus, chairman of the EDA Consortium and chairman and CEO of Synopsys, Inc. "Consumer electronics and the continued move toward deeper sub-micron processes are fueling the need for advanced EDA tools in all segments of the industry."

### Employment Data

Companies that were tracked employed 25,820 professionals in Q1 2007, up 11 % from the 23,324 in Q1 2006.

### Revenue by Product Category

EDA's largest tool category, Computer-Aided Engineering, generated revenue of \$ 521 million in Q1 2007, 2 % more than the same period in 2006. The four quarter moving average growth rate (fq-mavgr) was 11 % in CAE. IC Physical Design & Verification revenue increased 14 % to \$ 357 million in Q1 2007 compared to the same quarter in 2006. The fq-mavgr was 16 % in this category. Semiconductor Intellectual Property (SIP) revenue totaled \$ 245 million in Q1 2007, a 5 % increase over Q1 2006. The fq-mavgr for SIP was 18 %. Services revenue

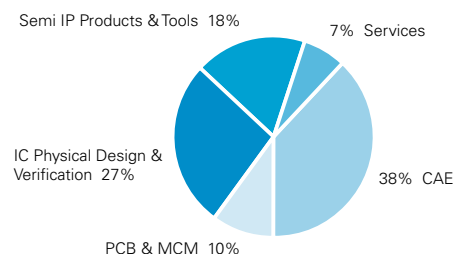


Chart 5.03: Distribution of the total EDA & SIP Revenue by

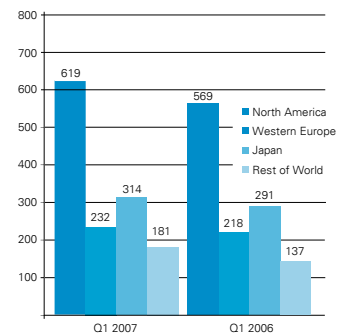


Chart 5.02: Total EDA & SIP Revenue by Geographic Region (in Million US-\$)

was \$ 89 million in Q1 2007, up 11 % from Q1 2006. The fq-mavgr was 11 % for Services. Printed Circuit Board and Multi-Chip Module revenue jumped 59 % in Q1 2007 to \$ 133 million. The fq-mavgr for PCB & MCM was also high at 30 %.

### Revenue by Consuming Region

North America, EDA's largest region, purchased \$ 619 million of EDA products and services in Q1 2007, an 8 % increase over Q1 2006. The fq-mavgr was 19 % for North America. Western Europe revenue was up 6 % in Q1 2007 with revenues of \$ 232 million. The fq-mavgr for Western Europe was 11 %. 2007 Q1 revenue from Japan grew 8 % over Q1 2006 to \$ 314 million. Japan had a fq-mavgr of 4 %. Rest-of-World (ROW) continued to extend previous years of revenue growth by increasing 31 % to \$ 181 million in Q1 2007. The fq-mavgr was also strong at 25 %.

**Newsletter edacentrum Probeauszug**  
Bestellen Sie sich den kompletten Artikel über  
[newsletter@edacentrum.de](mailto:newsletter@edacentrum.de)

edacentrum, Hannover, September 2007

### Cont@ct:

EDA Consortium,  
111 West Saint John Street,  
Suite 220, San Jose, Calif.  
95113, USA,  
fon: ++1 408-287-3322,  
fax ++1 408-283-5283